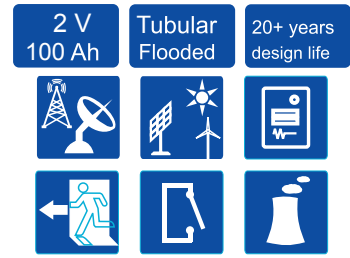


2V TUBULAR FLOODED SERIES BATTERY

The OPzS series is a traditional tubular plate flooded battery which offers 20+ years design life according to the standard IEC60896-11. With a new design and technical improvement, it offers maximum efficiency and reliability for the widest variety of applications. This series is highly suited for all standby power applications that require the highest levels and security. of reliability

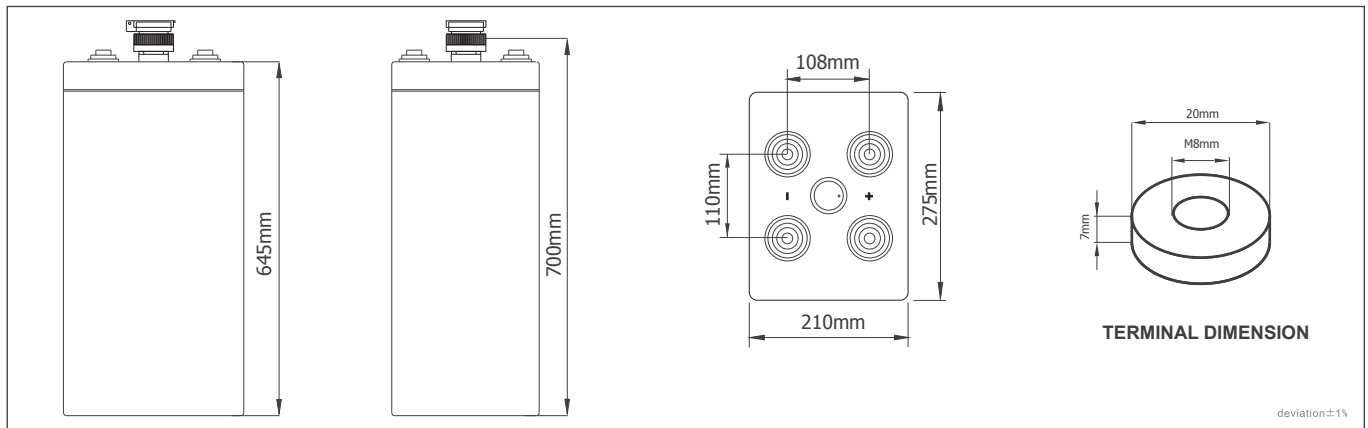


TECHNICAL SPECIFICATIONS

Nominal Voltage (V)	2
Designed Floating Life (20°C)	20+ Years
Nominal Capacity (20°C)	1200 Ah @ C10 (to 1.80Vpc)
Dimensions	L275mm × W210mm × H700mm
Approx. Weight	Without electrolyte: 63.0Kg (138.89lbs) With electrolyte: 87.0Kg (191.80lbs)
Electrolyte	Diluted sulphuric acid of 1.240 g/cm ³ (20°C) Acid weight: 22.5Kg
Terminal Type	Female Copper Insert M8 (torque:10~12N.m)
Internal Resistance	Approx. 0.40mOhm (fully charged @ 20°C)
Max. Charge Current	240 A
Max. Discharge Current (5S)	2500 A
Short Circuit Current	5000 A
Self Discharge	Approx. 4% per month @ 20°C
Ambient Temperature	Discharge: -25~65°C Charge: -20~65°C Storage: -15~40°C
Float Charge Voltage (20~25°C)	2.21-2.25V (-3mV /°C/ cell)
Equalize Charge Voltage (20~25°C)	2.35-2.40V (-5mV /°C/ cell)
Container Material	SAN



BATTERY DIMENSIONS



BATTERY DISCHARGE TABLE

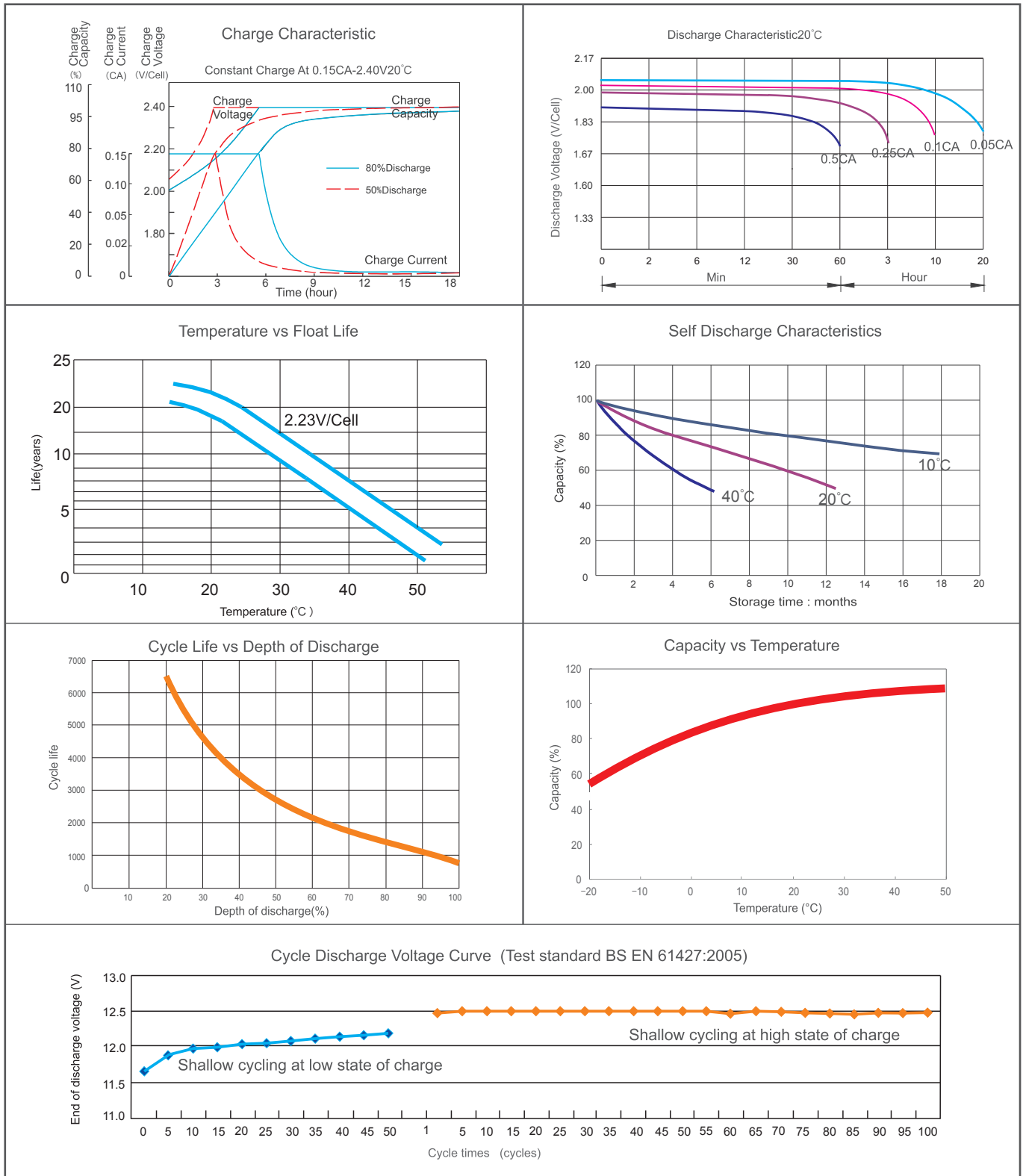
Constant Current Discharge Characteristics: Amps (20°C)

F.V./Time	5min	10min	15min	30min	1h	2h	3h	4h	5h	8 h	10 h	20h
1.90V	479	436	396	388	359	281	227	191	167	124	109	60.1
1.85V	517	496	487	485	408	311	251	211	196	131	114	62.7
1.80V	826	792	775	667	524	366	307	240	208	148	120	66.0
1.75V	991	950	922	763	584	396	318	250	214	150	124	69.3

Constant Power Discharge Characteristics: W/cell (20°C)

F.V./Time	5min	10min	15min	30min	1h	2h	3h	4h	5h	8 h	10 h	20h
1.90V	929	845	758	733	690	600	493	416	358	260	226	121
1.85V	1003	962	935	911	785	678	516	463	397	284	245	132
1.80V	1602	1537	1318	1219	1028	822	656	536	454	320	264	137
1.75V	1922	1844	1351	1228	1037	854	695	568	474	325	275	140

CHARACTERISTICS



Long time discharge capacity for Solar & Wind applications

Capacity	C ₂₄ (Ah)	C ₄₈ (Ah)	C ₇₂ (Ah)	C ₁₀₀ (Ah)	C ₁₂₀ (Ah)	C ₂₄₀ (Ah)
OPzS2-1200	1356	1488	1560	1620	1644	1680
Final Voltage	1.85 V					

Solar & Wind applications parameters settings

Over voltage disconnect:	2.47±0.01V/cell @ 20~25°C
Regulation/equalize voltage:	2.40±0.01V/cell @ 20~25°C
Array reconnection voltage:	2.23±0.005V/cell @ 20~25°C
Float voltage setting:	2.25±0.005V/cell @ 20~25°C
Low voltage alarm voltage:	1.95±0.005V/cell @ 20~25°C
Low voltage disconnect:	1.90±0.005V/cell @ 20~25°C
Load reconnect voltage:	2.09±0.01V/cell @ 20~25°C
Temp. compensate coefficient:	-4mV/cell/°C