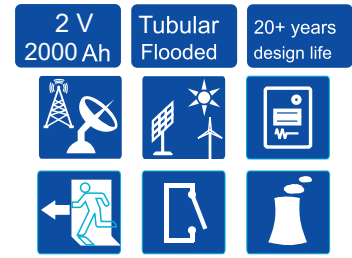


2V TUBULAR FLOODED SERIES BATTERY

The OPzS series is a traditional tubular plate flooded battery which offers 20+ years design life according to the standard IEC60896-11. With a new design and technical improvement, it offers maximum efficiency and reliability for the widest variety of applications. This series is highly suited for all standby power applications that require the highest levels and security. of reliability

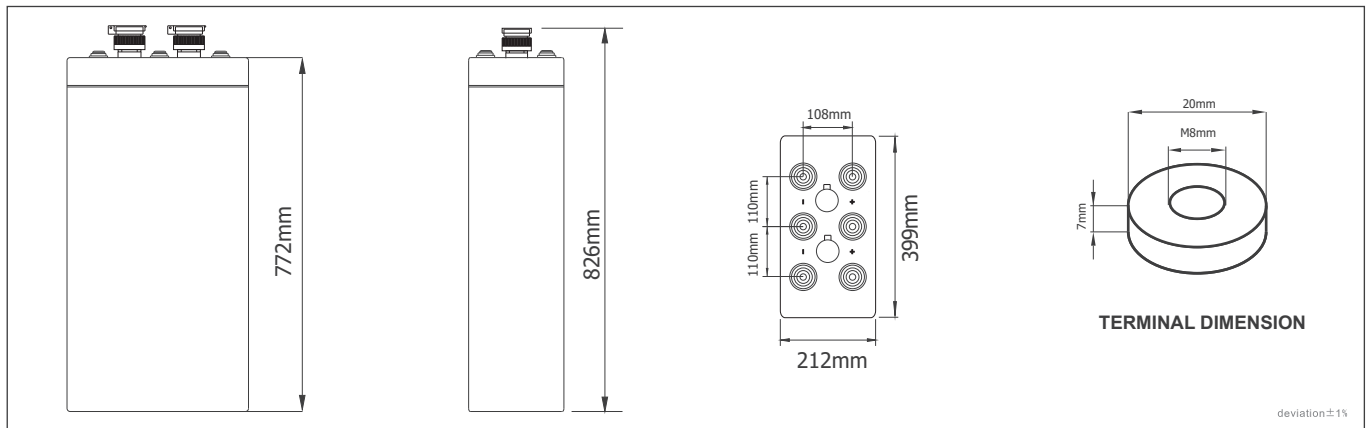


TECHNICAL SPECIFICATIONS

Nominal Voltage (V)	2
Designed Floating Life (20°C)	20+ Years
Nominal Capacity (20°C)	2000 Ah @ C10 (to 1.80Vpc)
Dimensions	L399mm × W210mm × H826mm
Approx. Weight	Without electrolyte: 106Kg(234lbs) With electrolyte: 146Kg (322lbs)
Electrolyte	Diluted sulphuric acid of 1.240 g/cm ³ (20°C) Acid weight: 40Kg
Terminal Type	Female Copper Insert M8 (torque:10~12N.m)
Internal Resistance	Approx. 0.18 mOhm (fully charged @ 20°C)
Max. Charge Current	400 A
Max. Discharge Current (5S)	3600 A
Short Circuit Current	6000 A
Self Discharge	Approx. 4% per month @ 20°C
Ambient Temperature	Discharge: -25~65°C Charge: -20~65°C Storage: -15~40°C
Float Charge Voltage (20~25°C)	2.21-2.25V (-3mV /°C/ cell)
Equalize Charge Voltage (20~25°C)	2.35-2.40V (-5mV /°C/ cell)
Container Material	SAN



BATTERY DIMENSIONS



BATTERY DISCHARGE TABLE

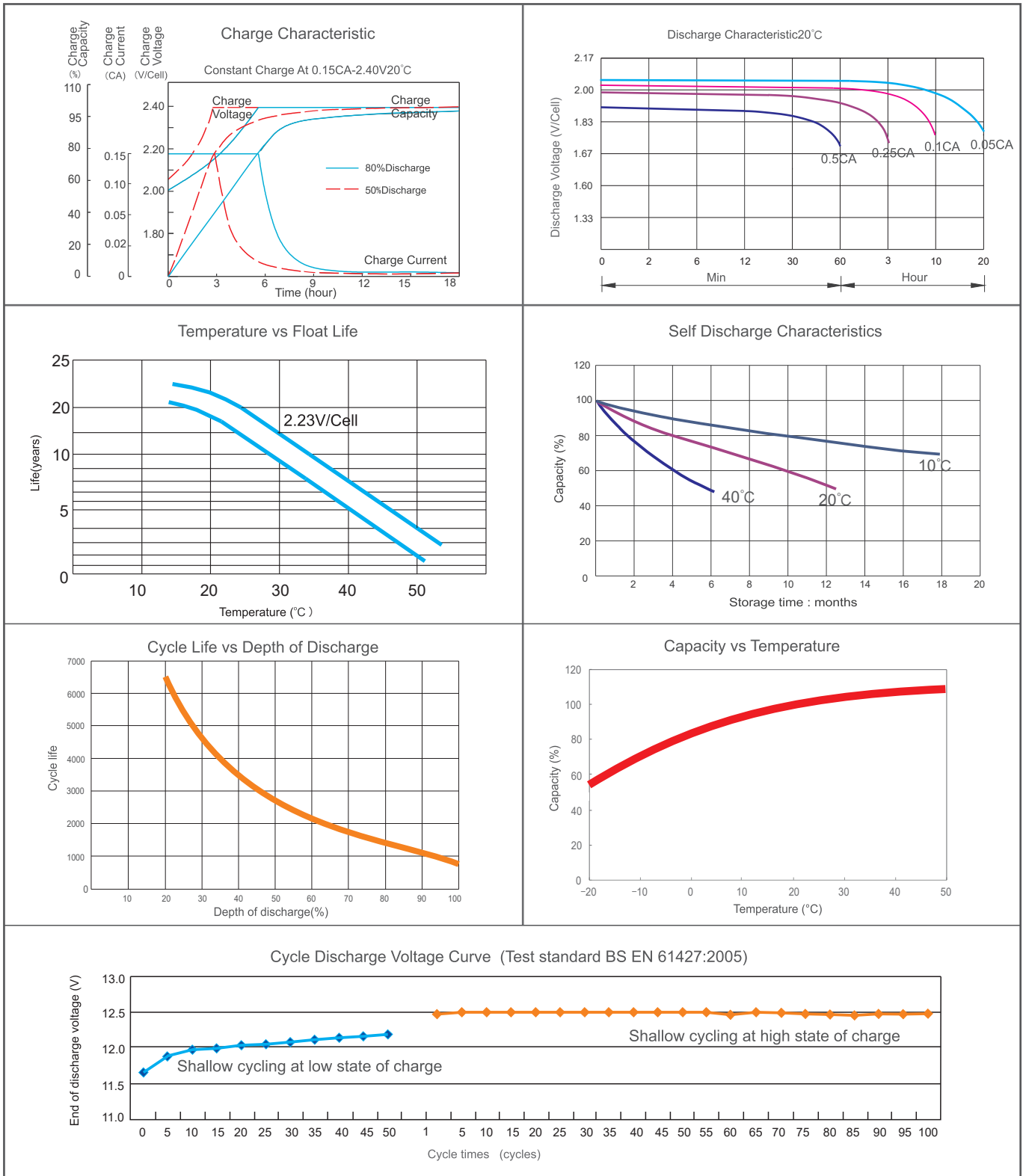
Constant Current Discharge Characteristics: Amps (20°C)

F.V./Time	5min	10min	15min	30min	1h	2h	3h	4h	5h	8 h	10 h	20h
1.90V	678	617	561	549	598	468	378	318	278	206	182	100
1.85V	733	702	690	687	680	518	418	352	326	218	190	105
1.80V	1170	1122	1098	945	874	610	512	400	346	246	200	110
1.75V	1404	1346	1306	1081	974	660	530	416	356	250	206	116

Constant Power Discharge Characteristics: W/cell (20°C)

F.V./Time	5min	10min	15min	30min	1h	2h	3h	4h	5h	8 h	10 h	20h
1.90V	1316	1197	1074	1039	1150	1000	822	694	596	434	376	202
1.85V	1421	1363	1324	1290	1308	1130	860	772	662	474	408	220
1.80V	2270	2178	1867	1727	1714	1370	1094	894	756	534	440	228
1.75V	2723	2613	1914	1739	1728	1424	1158	946	790	542	458	234

CHARACTERISTICS



Long time discharge capacity for Solar & Wind applications

Capacity	C24 (Ah)	C48 (Ah)	C72 (Ah)	C100 (Ah)	C120 (Ah)	C240 (Ah)
OPzS2-2000	2260	2480	2600	2700	2740	2800
Final Voltage	1.85 V					

Solar & Wind applications parameters settings

Over voltage disconnect:	2.47±0.01V/cell @ 20~25°C
Regulation/equalize voltage:	2.40±0.01V/cell @ 20~25°C
Array reconnection voltage:	2.23±0.005V/cell @ 20~25°C
Float voltage setting:	2.25±0.005V/cell @ 20~25°C
Low voltage alarm voltage:	1.95±0.005V/cell @ 20~25°C
Low voltage disconnect:	1.90±0.005V/cell @ 20~25°C
Load reconnect voltage:	2.09±0.01V/cell @ 20~25°C
Temp. compensate coefficient:	-4mV/cell/°C

HEADQUARTERS AND SUBSIDIARIES: